
Azim Premji University COVID-19 Livelihoods Survey



Telangana (Rural)

Azim Premji University along with Samalochana conducted a detailed phone survey of 329 respondents to gauge the impact of the COVID-19 lockdown on employment, livelihoods, and access to government relief schemes.

The respondents were selected through a purposive sampling method to ensure diversity in location and type of work done. The sample is not representative of the state.

The data presented here was collected between 15th April, 2020 and 9th May, 2020. This is part of a series of state-level briefs based on the survey results. A dashboard with detailed information is available at cse.azimpremjiuniversity.edu.in



Key Findings

37%

reported that they had lost their employment during the lockdown.

53%

fall in average earnings of casual workers and self-employed non agricultural workers.

16%

households did not have enough money to buy even a week's worth of essentials.

58%

households reported consuming less food than before.

98%

vulnerable households received ration.

27%

of vulnerable households received no cash transfer.

Relief measures announced

Relief measure information was sent out to survey respondents via SMS.

Central Level

- * Between April to June 2020, each PHH and AAY family to get free of cost 5 kg food grains per person per month and 1 kg of dal per family per month. This is in addition to regular ration which they will continue to get.
- * Women Jan Dhan account holders to get Rs 500 per month between April to June, 2020.
- * First instalment of PM-KISAN (Rs2000) to be paid during 1st week of April.

State Level

- * 12 kgs of rice per person per household and Rs.1500 per households with food security card.
- * Paddy to be bought by the government at Rs 1835 per quintal. Maize to be bought by the government at Rs 1760 per quintal.
- * 12 kgs of rice or atta and Rs.500 for each migrant worker without a food security card.
- * Incentive of Rs 7500 for all sanitation workers in Hyderabad Municipal Corporation.
- * Incentive of Rs 5000 for all sanitation workers in municipalities and gram panchayats.
- * Incentive of 10% of gross salary for all workers in Medical and Health department.
- * Cooked meal served at Annapurna Centers in Hyderabad for the poor and the needy.

Source : covid19socialsecurity.wordpress.com/relief-measures



Recommendations

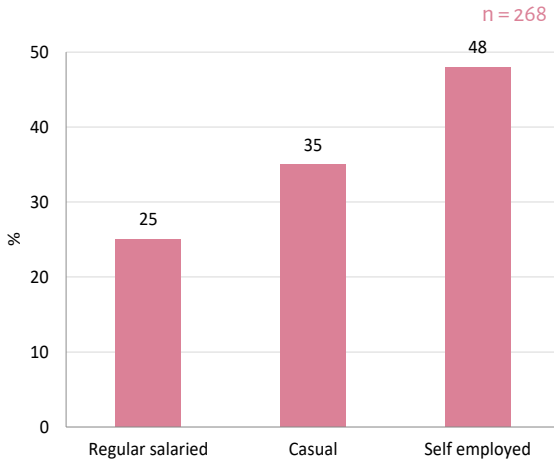
- * Universalise PDS to expand its reach and provide the promised expanded rations for at least the next six months.
- * Give cash transfers equal to at least Rs 7000 per month for two months.
- * Use information from MGNREGA, PM Ujjwala, PDS and local registrations to expand the reach of cash transfers.
- * Urgent need to focus on programmes for the urban poor.
- * Over the medium term, proactive steps like expansion of MGNREGA, introduction of urban employment guarantee, and investment in universal basic services are needed.



Impact on livelihoods

This section deals with the impact that the lockdown has had on work and earnings. We measured levels of employment and income since the lockdown was imposed, and compared them to the situation prevailing in February.

Figure 1: Workers who lost their employment by activity status in February (%)



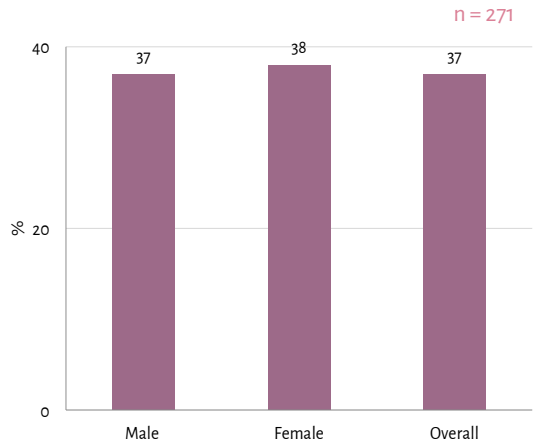
48% of self-employed reported that they had lost their employment during the lockdown.

37% of those working in the rural areas lost their employment.

Vulnerable households were severely hit with 46% losing their employment.

Compared to men (37%), more women lost employment (38%).

Figure 2: Workers who lost their employment by sex (%)

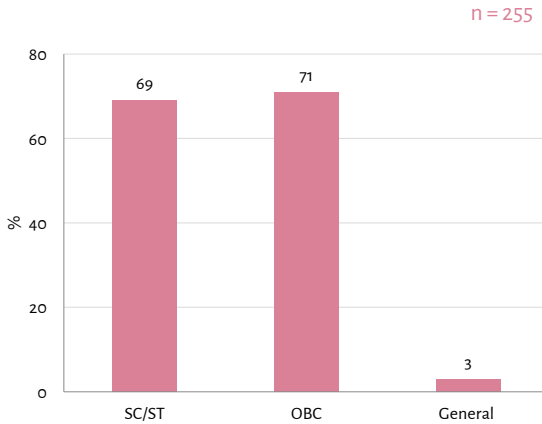




Impact on households

This section looks at how households were faring under the lockdown particularly with respect to food intake and access to savings and credit.

Figure 3: Share of households consuming less food than before (%)



71% of the OBC households reported consuming less food than before.

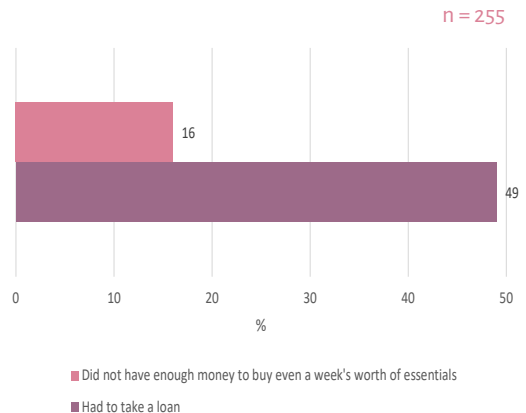
Migrant workers were severely affected with 50% reporting that they had to reduce their food intake.

49% reported that they had to take a loan to cover the daily expenses during the lockdown.

16% reported that they did not have enough money to buy even a week's worth of essentials.

25% reported that they only got reduced salary or no salary at all during the lockdown.

Figure 4: Financial status of households during the lockdown (%)

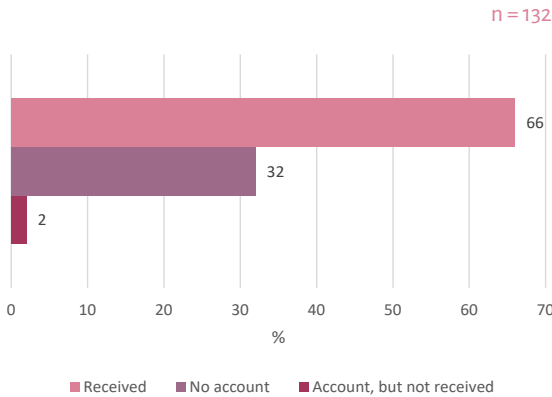




Access to relief measures

This section studies the reach and impact of relief measures announced by the Government. We focus on availability of food rations, cash transfers to beneficiaries and benefits accruing to vulnerable households.

Figure 5: Vulnerable households who received a Jan Dhan transfer (%)



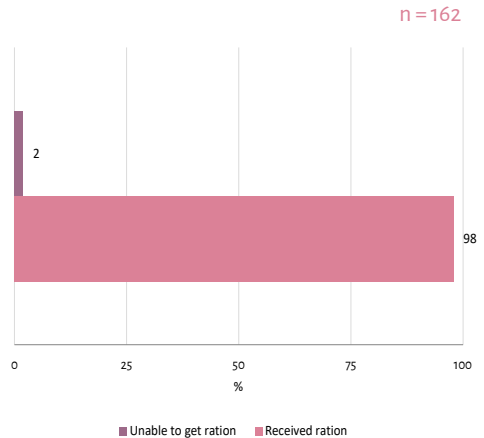
When 66% reported that they received a Jan Dhan account transfer, 2% of account holders did not receive a transfer.

27% reported that they did not any even a single cash transfer.

98% reported that they received ration.

Of those who received the ration, the average quantity received was 4 kg.

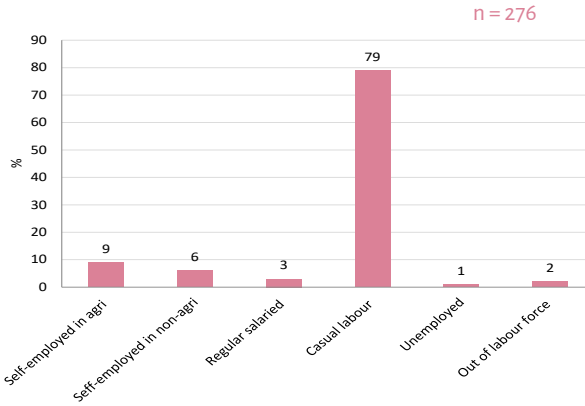
Figure 6: Share of vulnerable households who received ration (%)





Survey Coverage

Figure 7: Share of respondents by activity status in February (%)



71% of respondents were males and 29% were females.

Hindus comprised 96% of respondents, and Muslims 3%.

47% of respondents hailed from the OBC community.

93% of the households were vulnerable i.e. they earned less than Rs 10,000 in February.



Results from other surveys happening in the state

- * The telephonic survey conducted by Indus Action showed that 5% of those surveyed in this state are in need of food and 10% in need of medicines. 50% of the same reported a loss of job post lockdown. 15% did not receive any government benefits that they were eligible for.
- * COVID-19 impact studies conducted by SWAN and Dalberg also feature Telangana in their sample drawn from a number of states.

For a compilation of the various Covid-19 surveys and studies conducted across the country please visit : cse.azimpremjiuniversity.edu.in/covid19-analysis-of-impact-and-relief-measures/#other_surveys